

Table of Contents

- [AMANDA Reporting](#)
 - [Users and Roles](#)
 - [Metadata](#)
 - [Reports and Charts](#)
 - [Active Report - Sample](#)
 - [Courts Vertical Analytics](#)
 - [Dashboards](#)
 - [Storyboards](#)
 - [Yellowfin Help](#)

Users and Roles

- Every amanda user is assigned to default role of Report Consumer
- Yellowfin default roles
 - Report consumers
 - Report writers
 - Administrators

Metadata

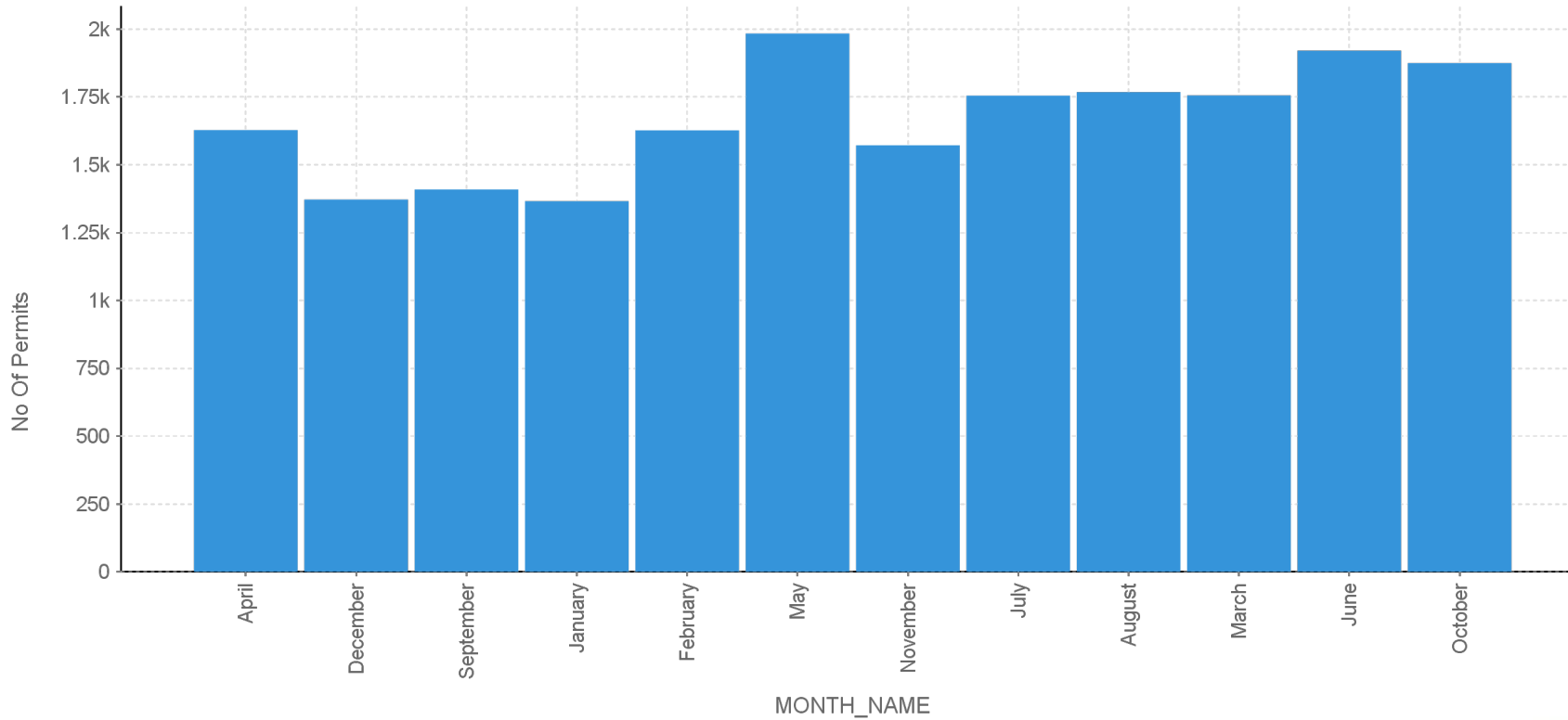
- Data Sources
 - Amanda
 - Datamart
- Views
 - Drag and Drop
 - Select fields
 - Join tables
 - Conditions
 - Attach fields to view
 - Dimensions and Metrics
 - Calculated fields
 - Draft and Activate

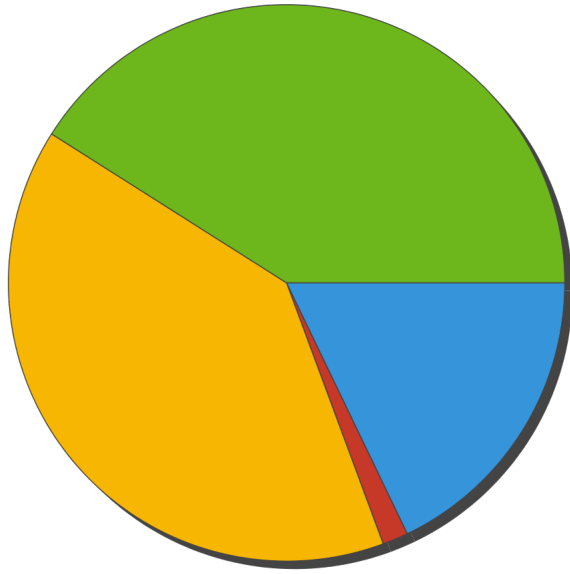
Reports and Charts

- Source
- Filters
- Chart Options
- Layout
- Format
- Draft and Activate
- Best Practice In Data Visualization

Active Report - Sample

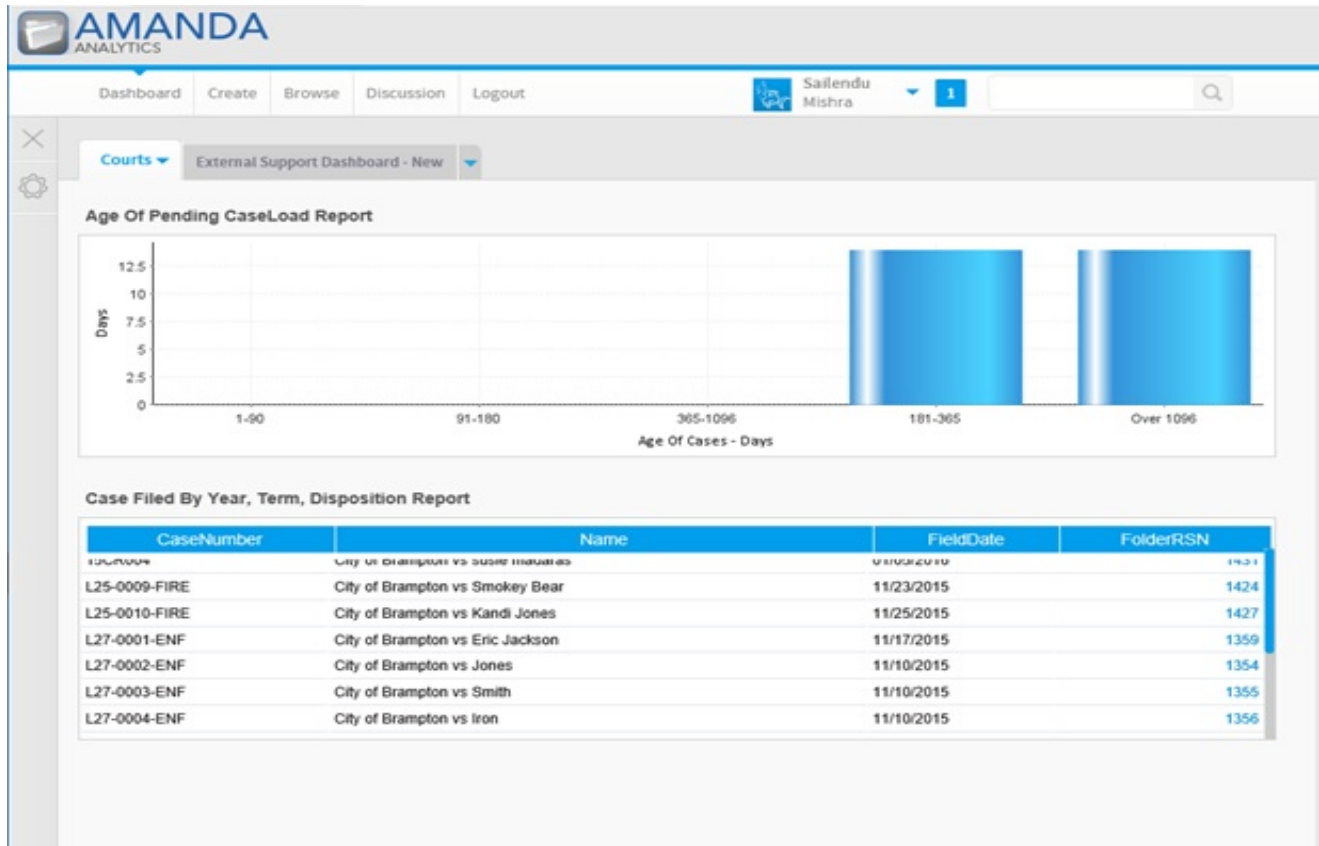
Permit Application for Year 2012





● COM ● DEMO ● PLUM ● RES

Courts Vertical Analytics



Dashboards

- Sub tabs
- Filters
- Brushing
- Linking and Brushing
- Sharing
 - export
 - broadcast
 - storyboard
 - imbed into web-page
- Best Practices

Storyboards

- Presentation tool with live content
- Tell a story
- Themes
 - set up themes/sections once and reuse in storyboard
- Slide Types
 - title page, table of contents, sections like chapter in book
- Can attach images, videos, text
- Filters
- Associated Content
- Sharing and Collaboration

Yellowfin Help

- [wiki](#)
- YouTube videos

